

The New Redistribution Policy in Africa: case of the Côte d'Ivoire (Ivory Coast) from 2012 to 2020 in track 4: The New Politics of Redistribution in Africa Thursday, 5th December 2019 in AUC Cairo Egypt "ICRAC"



ATSE Kambo Martial

PhD Student Economic History in University of Félix Houphouët-Boigny Abidjan-Cocody
atsejeanmartial@yahoo.fr /(+225)59674320/06316752

Context

Since 2012, Côte d'Ivoire has returned to growth in the order of 7% between 2012 and 2019 but the population does not feel the growth and the effect

Some had to say we do not feel the growth in our plates, we do not eat the road, of course as a saying goes the way before development

This study is not exhaustive since the assessment will take place on Friday, December 27th at the prime Minister's office

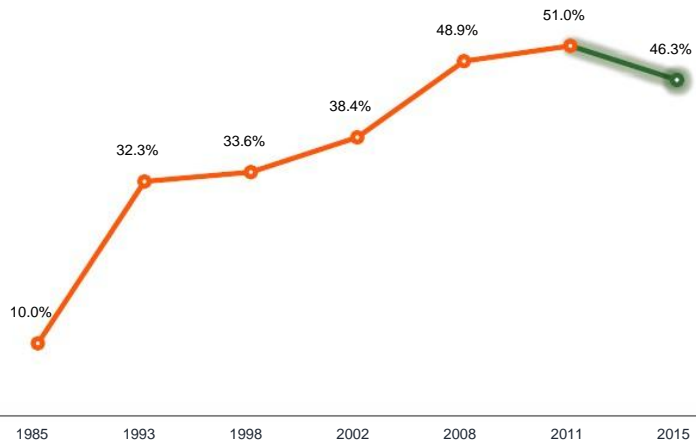
- ✓ Grievances against the social program

This program not presented in front of Ivoirians deputies

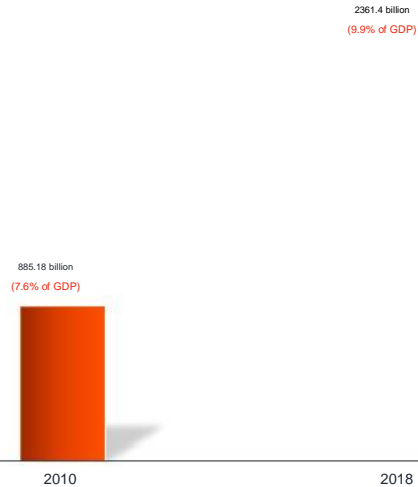
Other flaws of this program is the selection of poor households who receive 36000 francs per month through the money count, the process is unreliable and nebulous

The envelope went from 727, 5 billions to become 1000 billion in September 2019

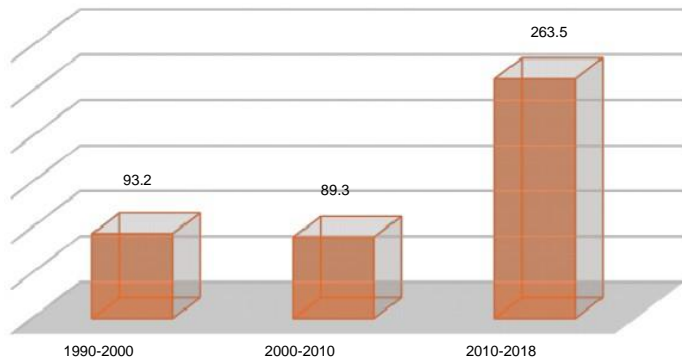
Evolution of the poverty rate since 1985



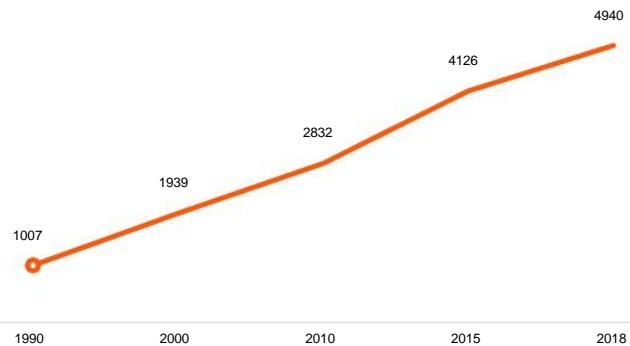
Pro-poor spending (billions of CFA francs)



Average number of electrified villages by year



Evolution of the number of electrified villages



PLAN DE PRESENTATION

- ❖ Elaboration du PSGouv
- ❖ Présentation des activités
- ❖ Cadre de gestion
- ❖ Cadrage financier
- ❖ Quelques résultats à fin août

PLAN DE PRESENTATION

- ❖ **Elaboration du PSGouv**
- ❖ Présentation des activités
- ❖ Cadre de gestion
- ❖ Cadrage financier
- ❖ Quelques résultats à fin août

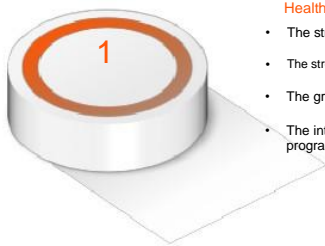
- Start: August 6, 2018
Instructions HE the President of the Republic to the Government, August 6, 2018
- Setting up the team coordinate thoughts Prime Minister
- Organization of a seminar in Grand Bassam from 19 to 23 September 2018 to define the outlines the strengthening of social action of the Government.
Participation: Public administration, civil society and PTFs
- Organization of an Interministerial Meeting at the Prime Minister to examine conclusions of Grand-Bassam seminar in preparation for the Council of Ministers
- December 18, 2018: Adoption by the Council of Ministers
- March 6: Inserting text and management bodies

PLAN DE PRESENTATION

- ❖ Elaboration du PSGouv
- ❖ **Présentation des activités**
- ❖ Cadre de gestion
- ❖ Cadrage financier
- ❖ Quelques résultats à fin août


The ministerial meeting led to validate the 5-axis and decided to reduce the number of activities to twelve flagship projects, to consider:

- the need for targeting;
- the need to deliver results to impacts;
- budgetary constraints;
- the urgency of starting field activities.



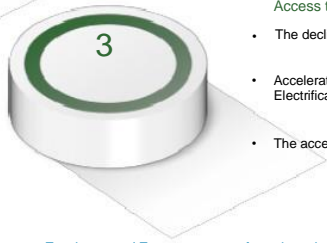
Health / Welfare

- The strengthening of targeted free program
- The strengthening of the Expanded Program on Immunization (EPI)
- The gradual operationalization of the Couverture Maladie Universelle (CMU)
- The intensification and broadening the coverage of beneficiaries of the productive safety net program



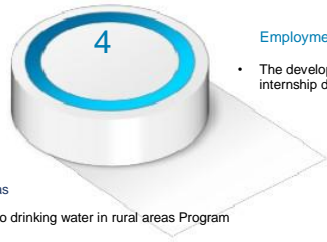
Education

- Improving the conditions of study and student supervision
- Improving the living conditions of students in schools with the construction of latrines in schools villages PLEV-ODF



Access to essential goods

- The decline of social electricity tariff
- Accelerating access to electricity by the National Program of Strengthening Rural Electrification (PRONER) and Electricity for All Program (PEPT)
- The acceleration of social housing program



Employment / Empowerment of youth and women

- The development of empowerment activities for young people and women: Youth Entrepreneurship; internship development program; Skill developpement ; THIMO and SWEDD



Well-being in rural areas

- Strengthening access to drinking water in rural areas Program
- Control of transport charges on food crops, thanks to reshaping the entire national territory of 120 000 km of dirt roads and rural roads

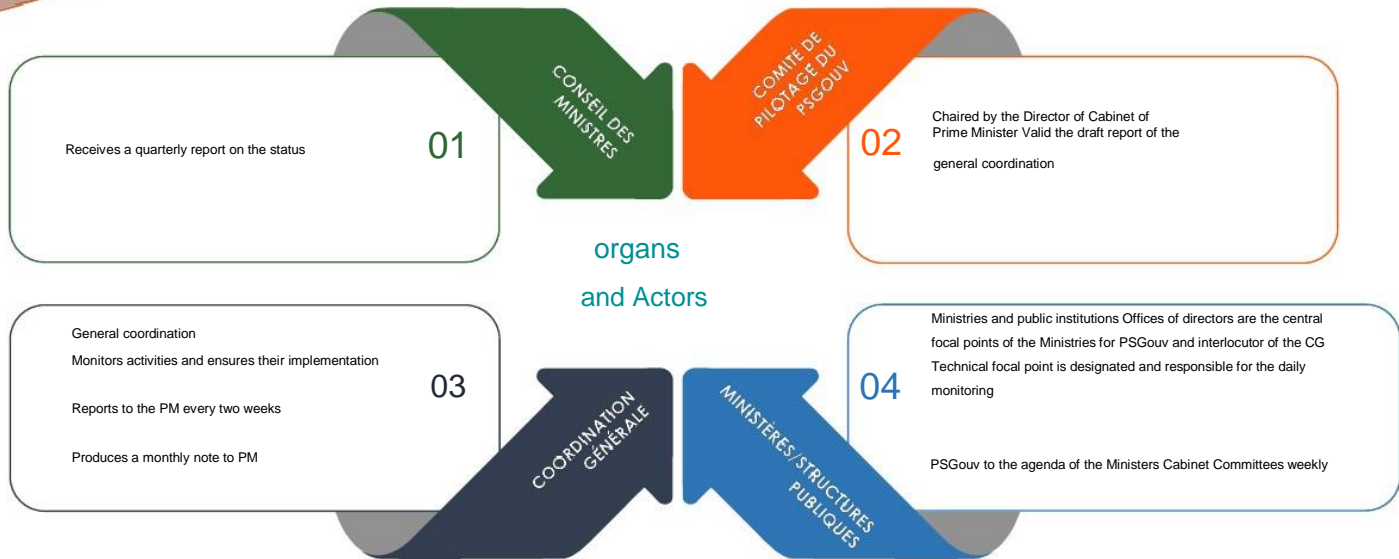


5 grands axes

PLAN DE PRESENTATION

- ❖ Elaboration du PSGouv
- ❖ Présentation des activités
- ❖ **Cadre de gestion**
- ❖ Cadrage financier
- ❖ Quelques résultats à fin mars

Management Framework



Management Framework

01 The array of tasks for reporting the progress of the implementation of the measure.

01

MATRICE DES
ACTIVITES

SUIVI DE
L'EXECUTION
BUDGETAIRE

02

02 The monthly of the budget execution to outline reports on financial flows measure.

tracker

03 The procurement plan allows the project coordinator to monitor the effectiveness of the decree to shorten the processing time

03

procurement under the
PSGOUV.

PLAN DE PASSATION ET
D'EXECUTION DES
MARCHES PUBLICS

04

04 gives a vision of the budget for each component
The budget allocation canvas
of the measure
concerned.

REPARTITION
BUDGETAIRE

- Accessibility Resources
- Speed
- Transparency
- Evidence of implementation of activities
- Information accessibility
- Responsibility

PLAN DE PRESENTATION

- ❖ Elaboration du PSGouv
- ❖ Présentation des activités
- ❖ Cadre de gestion
- ❖ **Cadrage financier**
- ❖ Quelques résultats à fin août

Name of project	Initial budget PSGOUV (2019-2020)	Budget Adjusted PSGOUV (2019-2020)	Funding 2019
health measures	92.0	94.7	49.9
- Expanded Program on Immunization (EPI)	56.0	58.7	31.9
- Free targeted care	36.0	36.0	18.0
CMU	48.4	59.3	26.4
- CWSF rehabilitation	17.8	22.7	7.5
- Equipment military hospitals	2.4	2.4	2.4
- Acquisition of drugs	15.4	15.0	11.2
- MUGEFI-CI care contributions	2.6	8.9	3.8
- Support for needy	10.2	10.2	1.5
social nets	93.8	49.8	24.0
education measures	41.9	72.1	14.1
- Acquisition benches tables	21.6	21.8	8.3
- Recruitment 10,300 teachers	20.3	20.3	5.8
- Construction near colleges C2D	0.0	12.0	0.0
- Rehabilitation and equipment INPHB		9.0	
- Construction, Rehabilitation and structures of equipment for vocational training / C2D		9.0	
latrine Program	6.8	6.8	2.7
Electrification	225.9	244.0	154.9
- village Electrification (PRONER)	170.4	184.0	120.0
- Subscription household 1000 CFA (PEPT)	55.6	60.0	34.9
Social housing	62.2	62.2	10.0
youth and women empowerment	49.6	152.3	73.9
- Jobs Youth	39.1	141.8	69.8
- Empowering women Swedd	10.5	10.5	4.0
Rehabilitation of village pumps	12.8	16.0	6.4
water supply Gagnoa - Sinfra / C2D		20.0	13.0
Drinking water supply Abidjan		8.8	
rural roads	94.0	95.0	47.0
Project agricultural kits	0.0	15.0	0.0
nutrition project	0.0	5.0	
social infrastructure development gender sensitive	0.0	37.0	
New projects (nutrition, water, health, education, agriculture, etc.)		65.5	4.0
Total	727.5	1003.4	426.3

PLAN DE PRESENTATION

- ❖ Elaboration du PSGouv
- ❖ Présentation des activités
- ❖ Cadre de gestion
- ❖ Cadrage financier
- ❖ **Quelques résultats à fin août**

nets Program

- Transfers 50 000 beneficiaries
- Increase to 125,000 households by end of 2019



Universal health coverage

- 1,902,712 people were recruited
- 1206448 produced cards, including 564,043 distributed
- Drugs available for the start of the CMU

Q ome R esults



At the end of August 2019



road maintenance

- 17,295 Km linear completed on a total of 24 000 km provided corresponding 901

routes

education component

- 10,300 teachers recruited
- 146 000 tables available - benches

component electrification

- 925,370 households receiving social tariff
- 285 localities electrified
- 109,592 connections have been completed



Access to drinking water

- State finished places
- Approximately 300 TDC repaired
- acceleration phase: September-December 2019



THANK YOU FOR YOUR
KIND ATTENTION

